

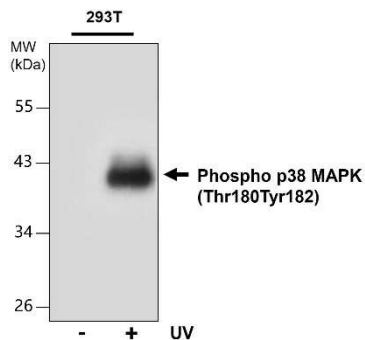
Catalog Number: IRM049
**Anti-Phospho p38 MAPK (Thr180Tyr182),
 monoclonal antibody**

Package size: 25, 100 μ l
 Store at: -20°C
 MW (kDa): 43

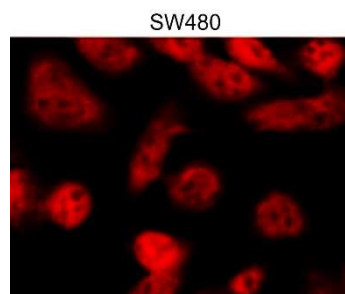
Overview

Product Name	Phospho p38 MAPK (Thr180Tyr182), monoclonal antibody
Product Number	IRM049
Clonality	Monoclonal
Host	Mouse (mouse IgG1)
Species Reactivity	Human, Mouse, Rat
Recommended Applications Dilutions	Western Blot 1:500 – 1:1000 Immunofluorescence 1:100 – 1:200 Immunohistochemistry (Paraffin) 1:50 – 1:100
Storage Buffer	Phosphate-buffered solution, pH 7.2, 20% Glycerol (pH7). 0.025% ProClin 300 was added as a preservative
Concentration	0.5 mg/ml
Purity	Affinity column purified
Storage	Long time storage is recommended at -20°C
Notes	Gently mix before use. Optimal concentrations and conditions for each application should be determined by the user.

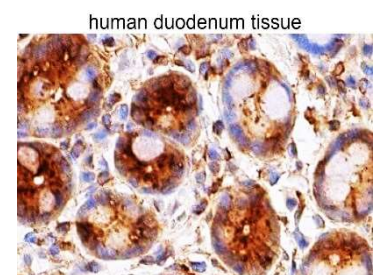
IRM049 Phospho p38 MAPK (Thr180Tyr182), monoclonal antibody WB image



IRM049 Phospho p38 MAPK (Thr180Tyr182), monoclonal antibody ICC/IF image



IRM049 Phospho p38 MAPK (Thr180Tyr182), monoclonal antibody IHC image



Phospho p38 MAPK (Thr180Tyr182), monoclonal antibody WB image at 1/500 dilution. Lysates/ at 35 μ g per lane. NC blot was then blocked for an hour before being incubated with IRM049 overnight at 4°C.

Immunofluorescence of SW480 cells.
Phospho p38 MAPK (Thr180Tyr182), monoclonal antibody ICC/IF image (IRM049): 1-200

Immunoperoxidase staining of formalin fixed, paraffin-embedded human duodenum tissue.