



Catalog No. IRAP5005

Myofibroblast / Fibrocyte

Antibody Panel

Package: 1 kits (5x25µl)
Store at: -20°C

For Research Use Only. Not For Use In Diagnostic Procedures.

Products Included	Catalog No.	Quantity	Isotype	Application
Fibronectin antibody	IR48-138	25 µl	Rabbit IgG	WB, IF, IHC
COL1A1 / Collagen I antibody	IR292-962	25 µl	Rabbit IgG	WB, IF, IHC
α-Smooth Muscle Actin antibody	IR47-146	25 µl	Rabbit IgG	WB, IF, IHC
CD34 antibody	IR76-259	25 µl	Rabbit IgG	WB, IF, IHC
CD45 antibody	IR77-264	25 µl	Rabbit IgG	WB, IF, IHC, FC, CTC

See www.irealbio.com for individual component applications, species cross-reactivity, dilutions.

Recommended Antibody Dilutions

Western Blot 1:500 - 1:1000
Immunochemistry 1:100 - 1:300
Please visit www.irealbio.com for validation data and a complete listing of recommended companion products.

Storage Buffer

100mM Tris Glycine, 20% Glycerol (pH7). 0.025% ProClin 300 was added as a preservative

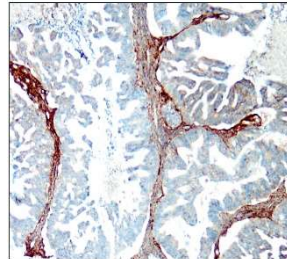
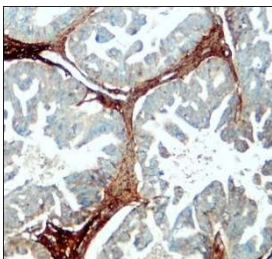
Storage / Notes

Store at -20°C. Do not aliquot the antibodies. Gently mix before use. Optimal concentrations and conditions for each application should be determined by the user.

Fibronectin antibody

COL1A1 / Collagen I antibody

α-Smooth Muscle Actin antibody



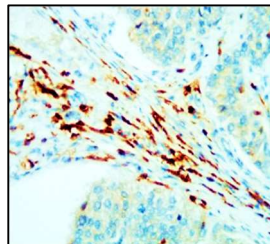
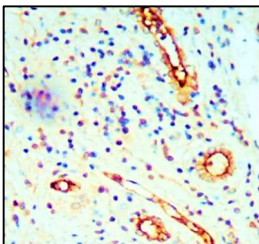
Immunochemistry analysis of Fibronectin IR48-138 at 1/100 dilution.

Immunochemistry analysis of Collagen I IR292-962 at 1/200 dilution.

Immunochemistry analysis of α-Smooth Muscle Actin IR47-146 at 1/200 dilution.

CD34 antibody

CD45 antibody



Immunochemistry analysis of CD34 IR76-259 at 1/100 dilution.

Immunochemistry analysis of CD45 IR77-264 at 1/200 dilution.

iReal Biotechnology

ISO 13485:2016 Quality Management System Certified



irealbio@irealbio.com

www.irealbio.com

