

Catalog Number: IRM005

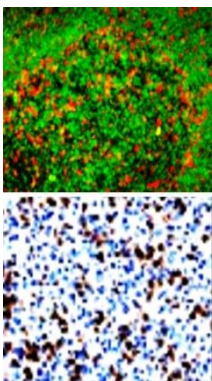
Anti- PD1 / CD279, monoclonal antibody

Package size: 25, 100 μ l
Store at: -20°C
MW (kDa):

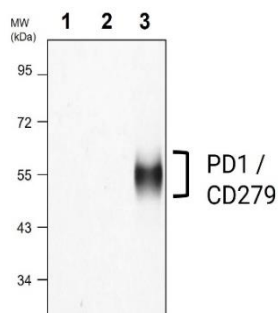
Overview

Product Name	PD1 / CD279, monoclonal antibody
Product Number	IRM005
Gene Description	programmed cell death 1
Clonality	Monoclonal
Host	Mouse (mouse IgG2a)
Species Reactivity	Human
Recommended Applications Dilutions	Western Blot 1:500 Immunofluorescence 1:100 – 1:200 Immunohistochemistry (Paraffin) 1:50 – 1:100
Storage Buffer	Phosphate-buffered solution, pH 7.2, containing 0.09% sodium azide
Concentration	0.5 mg/ml
Purity	Affinity column purified
Storage	Store at +4°C for short term storage. Long time storage is recommended at -20°C
Notes	Gently mix before use. Optimal concentrations and conditions for each application should be determined by the user.

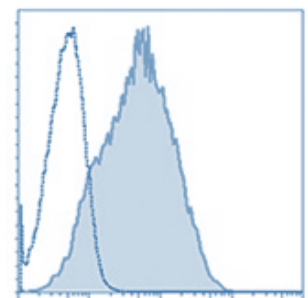
IRM005 anti- PD1 / CD279 antibody IHC image



IRM005 anti- PD1 / CD279 antibody WB image



IRM005 anti- PD1 / CD279 antibody FACS image



PD1 / CD279 monoclonal antibody IRM005. Immunoperoxidase staining of formalin fixed, paraffin-embedded human smooth muscle tissue.

anti-PD1 / CD279 (IRM005)
lane 1 : Jurkat
lane 2 : PBMC untreated
lane 3 : PBMC activated with CD3 and CD28 antibodies for two days

Product: PD1 / CD279 antibody
Catalog: IRM005
Cell : PBMC
PD1 / CD279 (IRM005) : 1-100

Data from : National Chiao-Tung University

