

Catalog Number: IR111-456

Anti-Carbonic Anhydrase IX / CA-IX antibody

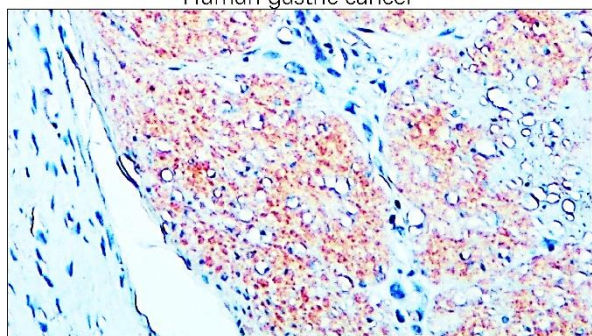
Package size: 25, 100 μ l
Store at: -20°C
MW (kDa):

Overview

Product Name	Carbonic Anhydrase IX / CA-IX antibody
Product Number	IR111-456
Clonality	Polyclonal
Host	Rabbit
Species Reactivity	Human
Recommended Applications Dilutions	Immunofluorescence 1:100 – 1:300 Immunohistochemistry (Paraffin) 1:50 – 1:100
Storage Buffer	100mM Tris Glycine, 20% Glycerol (pH7). 0.025% ProClin 300 was added as a preservative
Concentration	0.38 mg/ml
Purity	Affinity column purified
Storage	Store at +4°C for short term storage. Long time storage is recommended at -20°C
Notes	Gently mix before use. Optimal concentrations and conditions for each application should be determined by the user.

IR111-456 anti-Carbonic Anhydrase IX / CA-IX antibody IHC image

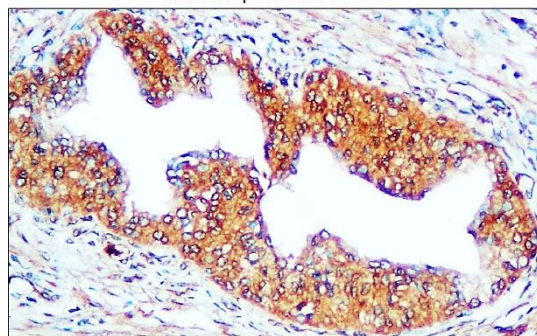
Human gastric cancer



Immunohistochemical analysis of paraffin embedded human gastric cancer tissue labeling **Carbonic Anhydrase IX / CA-IX** with IR111-456 at 1/50.

IR111-456 anti-Carbonic Anhydrase IX / CA-IX antibody IHC image

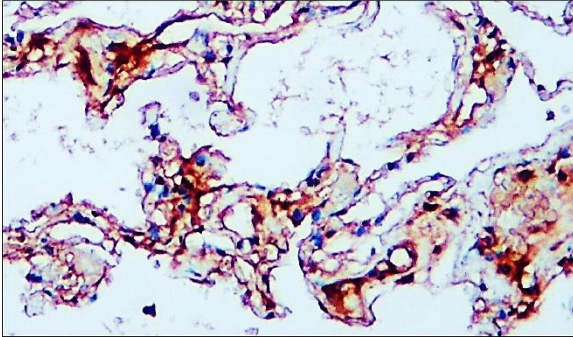
Human prostate cancer



Immunohistochemical analysis of paraffin embedded human prostate cancer tissue labeling **Carbonic Anhydrase IX / CA-IX** with IR111-456 at 1/50.

IR111-456 anti-Carbonic Anhydrase IX / CA-IX antibody IHC image

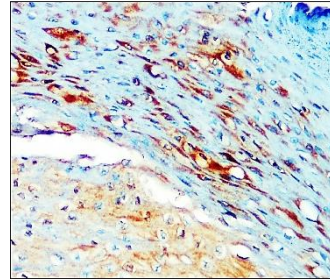
Human lung cancer



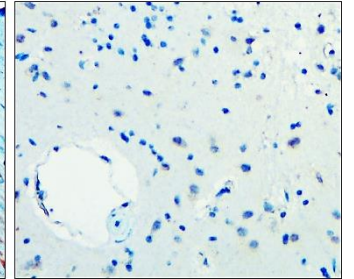
Immunohistochemical analysis of paraffin embedded human lung cancer tissue labeling **Carbonic Anhydrase IX / CA-IX** with IR111-456 at 1/50.

IR111-456 anti-Carbonic Anhydrase IX / CA-IX antibody IHC image

Colorectal cancer (CRC)



Human brain



Immunohistochemical analysis of paraffin embedded human Colorectal cancer (CRC) and brain tissue labeling **Carbonic Anhydrase IX / CA-IX** with IR111-456 at 1/50.


IReal Biotechnology Co., Ltd.

 **iReal Antibodies**



ISO 13485:2016 Quality Management System Certified

 www.irealbio.com

 03-5260005

 irealbio@irealbio.com