

Catalog Number: IR75-254

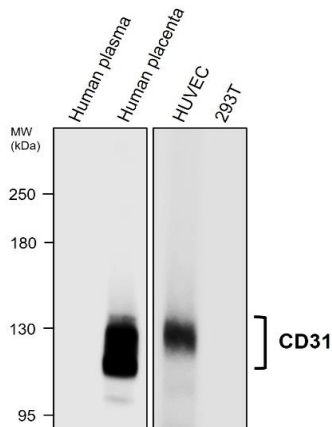
Anti-CD31 (human specific) antibody

Package size: 25, 100 μ l
Store at: -20°C
MW (kDa): 115-135

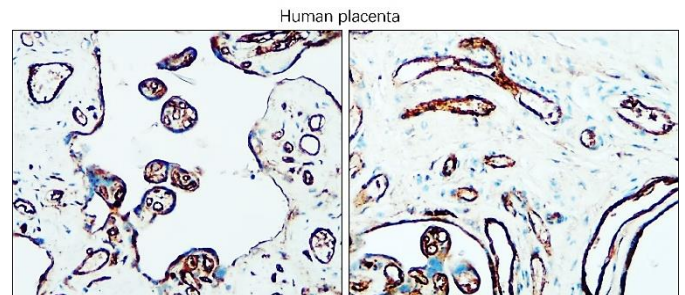
Overview

Product Name	CD31 (human specific) antibody
Product Number	IR75-254
Gene Description	platelet/endothelial cell adhesion molecule 1
Clonality	Polyclonal
Host	Rabbit
Species Reactivity	Human
Recommended Applications Dilutions	Western Blot 1:1000 Immunofluorescence 1:500 – 1:1000 Immunohistochemistry (Paraffin) 1:100 – 1:300 Immunohistochemistry (Frozen) 1:100 – 1:300 Flow Cytometry 1:50 – 1:150
Storage Buffer	100mM Tris Glycine, 20% Glycerol (pH7). 0.025% ProClin 300 was added as a preservative
Concentration	1.5 mg/ml
Purity	Affinity column purified
Storage	Store at +4°C for short term storage. Long time storage is recommended at -20°C
Notes	Gently mix before use. Optimal concentrations and conditions for each application should be determined by the user.

IR75-254 CD31 (human specific) antibody WB image



IR75-254 CD31 (human specific) antibody IHC image

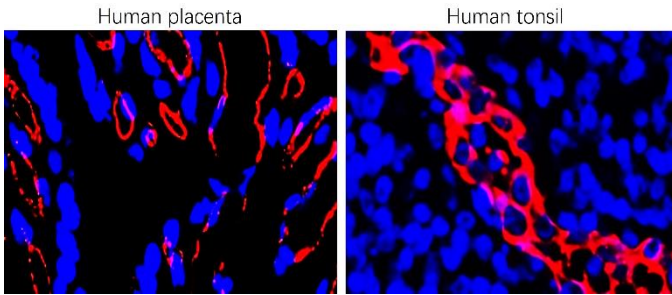


Anti- CD31 (human specific) antibody - at 1/1000 dilution
Lysates at 35 μ g per lane.
This blot was produced using a 5% SDS-PAGE. Nitrocellulose membrane was then blocked for an hour before being incubated with IR75-245 overnight at 4°C.

Immunohistochemical analysis of paraffin embedded human placenta tissue labeling CD31 with IR75-254 at 1/150.

Image

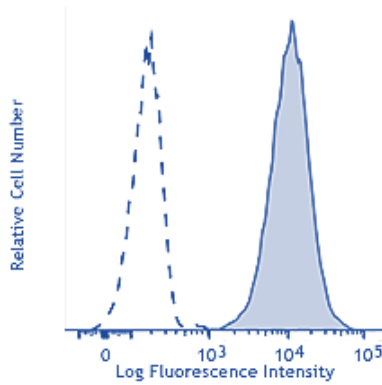
IR75-254 anti-CD31 (human specific) antibody IHC-Fr image



Immunohistochemical of frozen sections.
Sample : Human tissue
CD31 antibody : 1-200
Blue : DAPI was used as the nuclear counter stain.

Image

IR75-254 CD31 (human specific) antibody FACS image



Human peripheral blood granulocytes were stained with IR75-254, CD31 antibody (human specific).

IReal Biotechnology Co., Ltd.



ISO 13485:2016 Quality Management System Certified

www.irealbio.com

03-5260005

irealbio@irealbio.com