



Catalog No. IRAP5032

Epitope Tag Antibody Panel

Package: 1 kits (5x25µl)
Store at: -20°C

For Research Use Only. Not For Use In Diagnostic Procedures.

Products Included	Catalog No.	Quantity	Isotype	Application
HA tag antibody	IRT001	25 µl	Rabbit IgG	WB, IF, IHC
His tag antibody	IRT002	25 µl	Rabbit IgG	WB, IF, IHC
DYKDDDDK Tag antibody	IRT003	25 µl	Rabbit IgG	WB, IF, IHC
GST tag [6D] monoclonal antibody	IRT008	25 µl	Mouse IgG1	WB, IF, IHC
Myc tag antibody	IRM309	25 µl	Mouse IgG1	WB, IF, IHC

See www.irealbio.com for individual component applications, species cross-reactivity, dilutions.

Recommended Antibody Dilutions

Western Blot 1:500 - 1:1000
 Immunochemistry 1:100 - 1:300
 Please visit www.irealbio.com for validation data and a complete listing of recommended companion products.

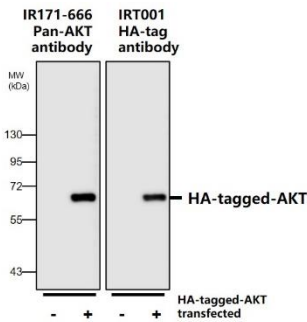
Storage Buffer

100mM Tris Glycine, 20% Glycerol (pH7). 0.025% ProClin 300 was added as a preservative

Storage / Notes

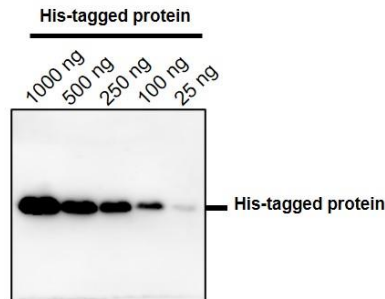
Store at -20°C. Do not aliquot the antibodies. Gently mix before use. Optimal concentrations and conditions for each application should be determined by the user.

HA-tag antibody



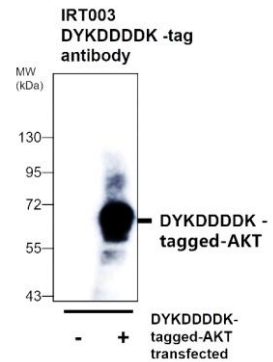
Western blot analysis of cell extracts using HA tag IRT001 at 1/1000 dilution.

His-tag antibody



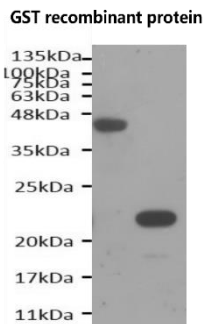
Western blot analysis of cell extracts using His tag IRT002 at 1/1000 dilution.

DYKDDDDK-tag antibody



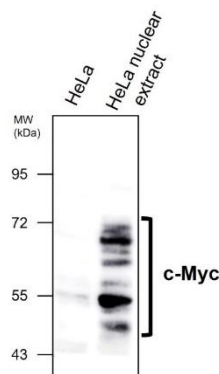
Western blot analysis of cell extracts using GAPDH IRT003 at 1/1000 dilution.

GST tag [6D] monoclonal antibody



Western blot analysis of cell extracts using GST tag IRT008 at 1/1000 dilution.

Myc tag antibody



Western blot analysis of cell extracts using Myc tag IRM309 at 1/1000 dilution.

iReal Biotechnology

ISO 13485:2016 Quality Management System Certified



irealbio@irealbio.com

www.irealbio.com

