

Catalog Number: IR343-927

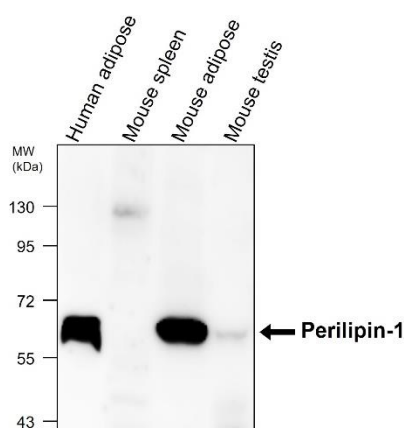
Anti Perilipin-1 antibody

Package size: 25, 100 μ l
Store at: -20°C
MW (kDa): 62

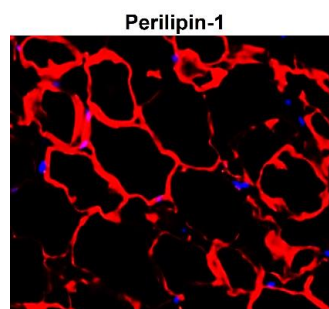
Overview

Product Name	Perilipin-1 antibody
Product Number	IR343-927
Gene Description	perilipin 1, PLIN1
Clonality	Polyclonal
Host	Rabbit
Species Reactivity	Human, mouse, rat
Recommended Applications Dilutions	Western Blot 1:1000 – 1:3000 Immunofluorescence 1:300 – 1:500 Immunohistochemistry (Paraffin) 1:200 – 1:500
Storage Buffer	100mM Tris Glycine, 1% BSA, 20% Glycerol (pH7). 0.025% ProClin 300 was added as a preservative
Concentration	1.26 mg/ml
Purity	Affinity column purified
Storage	Store at +4°C for short term storage. Long time storage is recommended at -20°C
Notes	Gently mix before use. Optimal concentrations and conditions for each application should be determined by the user.

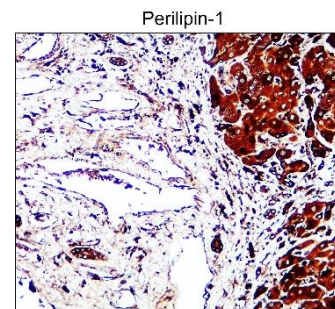
IR343-927 anti-Perilipin-1 antibody
WB image



IR343-927 anti-Perilipin-1 antibody
IF image



IR343-927 anti-Perilipin-1 antibody
IHC image



Perilipin-1 at 1/1500 dilution. Lysates at 30 μ g per lane. This blot was produced using a 10% SDS-PAGE. Nitrocellulose membrane was then blocked before being incubated with IR343-927 overnight at 4°C.

Immunohistochemical analysis of paraffin embedded mouse adipose tissue labeling **Perilipin-1** with IR343-927 at 1/200.

Immunohistochemical analysis of paraffin embedded Human cancer tissue labeling **Perilipin-1** with IR343-927 at 1/100.

iReal Biotechnology Co., Ltd.