



Catalog No. IRAP5001

EMT Marker

Antibody Panel

Package: 1 kits (5x25µl)  
Store at: -20°C

For Research Use Only. Not For Use In Diagnostic Procedures.

Products Included	Catalog No.	Quantity	Isotype	Application
Vimentin antibody	IR45-137	25 µl	Rabbit IgG	WB, IF, IHC, IP
Fibronectin antibody	IR48-138	25 µl	Rabbit IgG	WB, IF, IHC
N-cadherin antibody	IR46-143	25 µl	Rabbit IgG	WB, IF, IHC, FACS
E-cadherin antibody	IR55-180	25 µl	Rabbit IgG	WB, IF, IHC
Snail antibody	IR50-154	25 µl	Rabbit IgG	WB, IF, IHC

See [www.irealbio.com](http://www.irealbio.com) for individual component applications, species cross-reactivity, dilutions.

**Recommended Antibody Dilutions**

Western Blot 1:500 - 1:1000  
Immunochemistry 1:100 - 1:200  
Please visit [www.irealbio.com](http://www.irealbio.com) for validation data and a complete listing of recommended companion products.

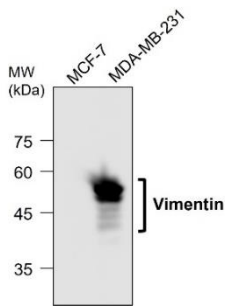
**Storage Buffer**

100mM Tris Glycine, 20% Glycerol (pH7). 0.025% ProClin 300 was added as a preservative

**Storage / Notes**

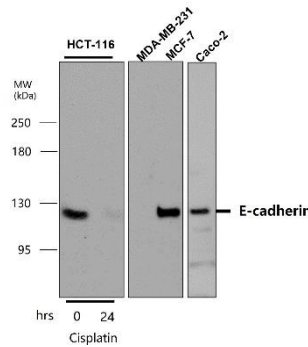
Store at -20°C. Do not aliquot the antibodies. Gently mix before use. Optimal concentrations and conditions for each application should be determined by the user.

**Vimentin antibody**



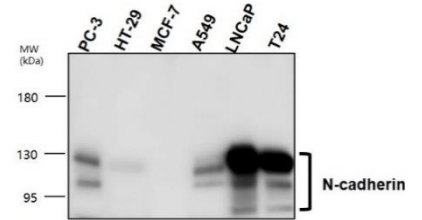
Western blot analysis of cell extracts using Vimentin IR45-137 at 1/3000 dilution.

**E-cadherin antibody**



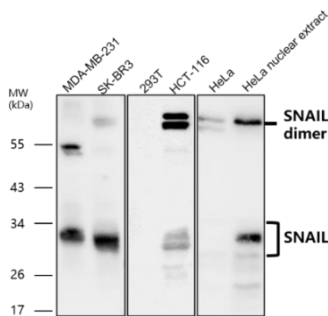
Western blot analysis of cell extracts using E-cadherin IR55-180 at 1/1000 dilution.

**N-cadherin antibody**



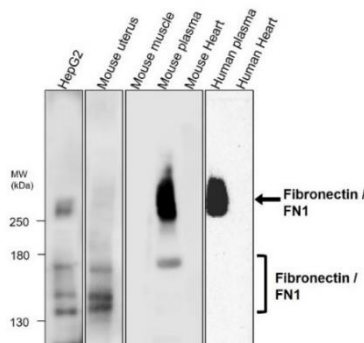
Western blot analysis of cell extracts using N-cadherin IR46-143 at 1/1000 dilution.

**Snail antibody**



Western blot analysis of cell extracts using Snail IR50-154 at 1/1000 dilution.

**Fibronectin antibody**



Western blot analysis of cell and tissue extracts using Fibronectin IR48-138 at 1/500 dilution.

**iReal Biotechnology**

ISO 13485:2016 Quality Management System Certified



[irealbio@irealbio.com](mailto:irealbio@irealbio.com)

[www.irealbio.com](http://www.irealbio.com)

