



Catalog No. IRAP5020

# Apoptosis

## Antibody Panel

Package: 1 kits (5x25µl)  
Store at: -20°C

For Research Use Only. Not For Use In Diagnostic Procedures.

Products Included	Catalog No.	Quantity	Isotype	Application
Caspase-3 antibody	IR96-401	25 µl	Rabbit IgG	WB, IF, IHC
Caspase-8 antibody	IR99-409	25 µl	Rabbit IgG	WB, IF, IHC
Caspase-9 antibody	IR100-414	25 µl	Rabbit IgG	WB, IF, IHC
PARP1 antibody	IR101-421	25 µl	Rabbit IgG	WB, IF, IHC
BAX antibody	IR93-389	25 µl	Rabbit IgG	WB, IF, IHC

See [www.irealbio.com](http://www.irealbio.com) for individual component applications, species cross-reactivity, dilutions.

### Recommended Antibody Dilutions

Western Blot 1:500 - 1:1000  
Immunochemistry 1:100 - 1:300  
Please visit [www.irealbio.com](http://www.irealbio.com) for validation data and a complete listing of recommended companion products.

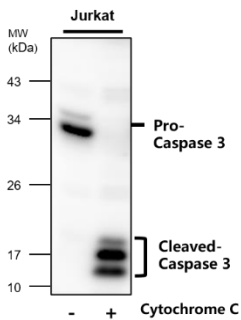
### Storage Buffer

100mM Tris Glycine, 20% Glycerol (pH7). 0.025% ProClin 300 was added as a preservative

### Storage / Notes

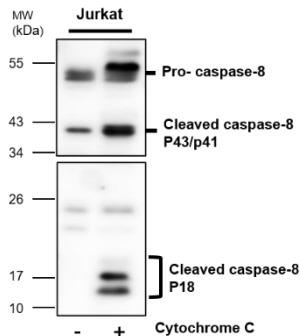
Store at -20°C. Do not aliquot the antibodies. Gently mix before use. Optimal concentrations and conditions for each application should be determined by the user.

### Caspase-3 antibody




Western blot analysis of cell extracts using Caspase-3 IR96-401 at 1/500 dilution.

### Caspase-8 antibody



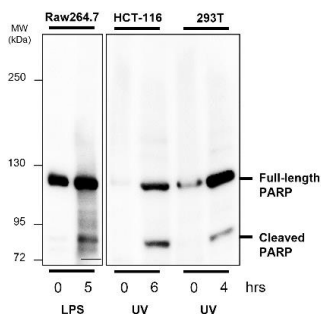
Western blot analysis of cell extracts using Caspase-8 IR99-409 at 1/500 dilution.

### Caspase-9 antibody



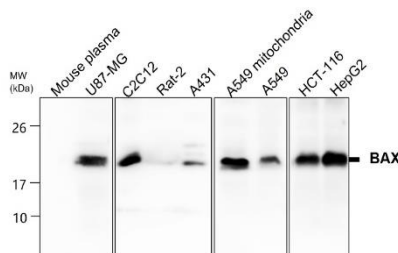
Western blot analysis of cell extracts using Caspase-9 IR100-414 at 1/500 dilution.

### PARP1 antibody



Western blot analysis of cell extracts using PARP1 IR101-421 at 1/1000 dilution.

### BAX antibody



Western blot analysis of cell extracts using BAX IR93-389 at 1/1000 dilution.

**iReal Biotechnology**

ISO 13485:2016 Quality Management System Certified



[irealbio@irealbio.com](mailto:irealbio@irealbio.com)

[www.irealbio.com](http://www.irealbio.com)

