



Catalog No. IRAP5014

Mature Neuron Marker

Antibody Panel

Package: 1 kits (5x25µl)
Store at: -20°C

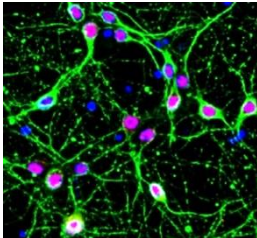
For Research Use Only. Not For Use In Diagnostic Procedures.

Products Included	Catalog No.	Quantity	Isotype	Application
NeuN antibody	IR20-56	25 µl	Rabbit IgG	WB, IF, IHC
MAP2 antibody	IR12-33	25 µl	Rabbit IgG	WB, IF, IHC
Tuj1 antibody	IR11-31	25 µl	Rabbit IgG	WB, IF, IHC
NF-L antibody	IR23-P2	25 µl	Rabbit IgG	WB, IF, IHC
NF-H antibody	IR21-57	25 µl	Rabbit IgG	WB, IF, IHC

See www.irealbio.com for individual component applications, species cross-reactivity, dilutions.

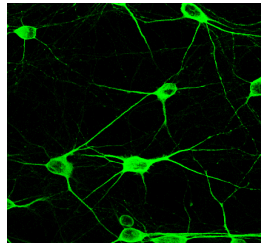
Recommended Antibody Dilutions	Western Blot 1:500 - 1:1000 Immunofluorescence 1:100 - 1:200 Immunochemistry 1:100 - 1:200 Please visit www.irealbio.com for validation data and a complete listing of recommended companion products.
Storage Buffer	100mM Tris Glycine, 20% Glycerol (pH7). 0.025% ProClin 300 was added as a preservative
Storage / Notes	Store at -20°C. Do not aliquot the antibodies. Gently mix before use. Optimal concentrations and conditions for each application should be determined by the user.

NeuN antibody



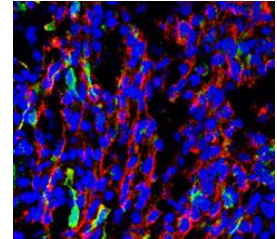
Immunofluorescence analysis of **NeuN** IR20-56 at 1/200 dilution.

MAP2 antibody



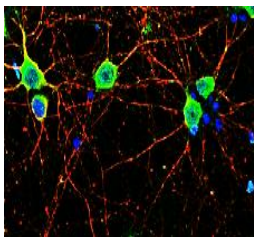
Immunofluorescence analysis of **MAP2** IR12-33 at 1/200 dilution.

Tuj1 antibody



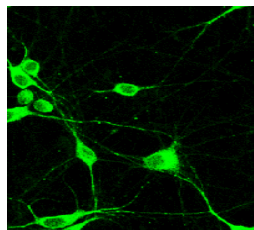
Immunofluorescence analysis of **Tuj1** IR11-31 at 1/300 dilution.

NF-L antibody



Immunofluorescence analysis of **NF-L** IR23-P2 at 1/300 dilution.

NF-H antibody



Immunofluorescence analysis of **NF-H** IR21-57 at 1/200 dilution.

iReal Biotechnology

ISO 13485:2016 Quality Management System Certified



✉ irealbio@irealbio.com

🔍 www.irealbio.com

